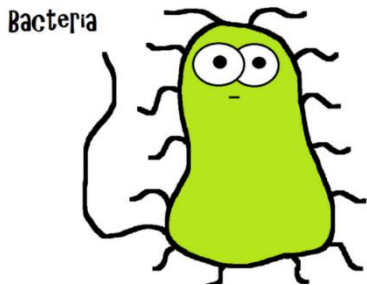
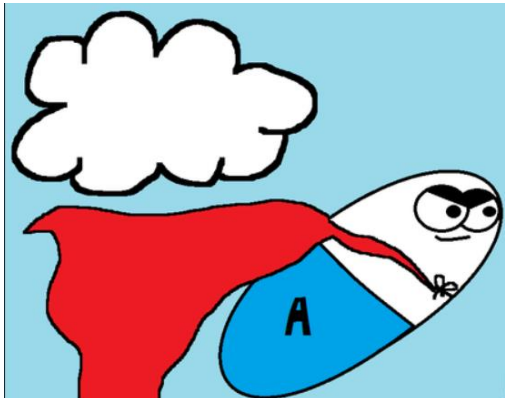



Amoeba Sisters Video Recap: *Bacteria*

<p>1. In the following list of infections, two of these are mentioned in the video clip that are caused by bacteria. Place a “B” by the two infections that are caused by bacteria. The other two infections are not mentioned in the video clip as they are not caused by bacteria. Place a “V” by these as they are caused by viruses (and not bacteria).</p> <p>_____ Common Cold</p> <p>_____ Tooth Decay</p> <p>_____ Strep Throat</p> <p>_____ Influenza (“flu”)</p>	<p>2. Bacteria can be classified by shape. For the following bacteria species, give their basic bacterial shape.</p> <p><i>Streptococcus pyogenes</i>: _____</p> <p><i>Paenibacillus polymyxa</i>: _____</p> <p><i>Aquaspirillum bengal</i>: _____</p>
<p>3. Bacteria are prokaryote cells.</p> <p>Since they are prokaryote cells, they do not have a _____ or _____.</p> <p>In the below picture of the bacterium, label the cell membrane and draw in the genetic material. Both of these are present in all cells, although their characteristics may vary.</p> 	<p>4. Antibiotics are effective on _____ cells.</p> <p>This means they would not work on which two infections from question #1?</p> <p>_____</p> <p>and _____.</p> 



Bacteria tend to have a bad reputation, but there are many ways that bacteria are actually **helpful** to organisms. In the following chart, draw **three** of your own original pictures to show **three** different ways that bacteria can be **helpful** to organisms.



Bacteria Can Be Helpful!

Illustrated Example #1

Illustrated Example #2

Illustrated Example #3

